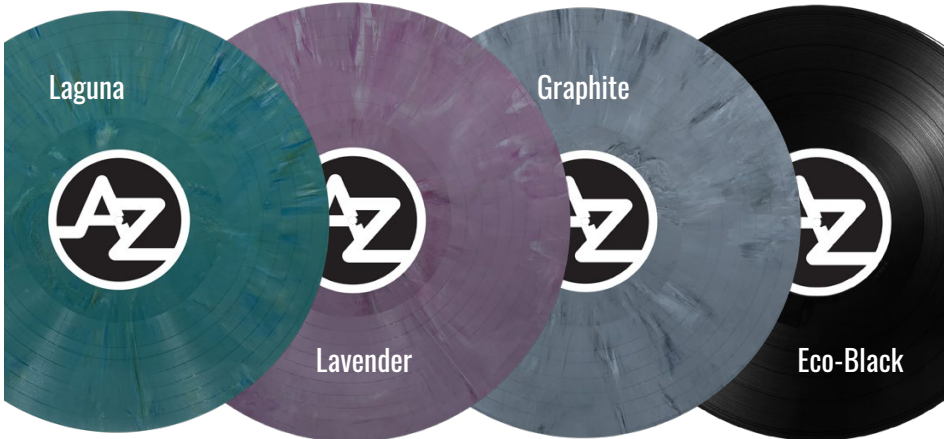


FOCUSED ECO COLORS

Recycled Compound Records with focused colors now available.

The compound is derived from QC rejections and flash from prior pressing. Dedicated recycled colors with a focus on a high content of recycled material. Except black, all colors will be similar to marbled and may shift in the color group based on what is available. Sound quality is in line is 1/c vinyl.



GLITTER VINYL


Glitter options are now available

Glitter can now be added to any transparent color, and can also be used in effect vinyl recipes.

BIO VINYL

PVC produced using non petroleum based materials

- CO2 Savings of approximately 90 % as compared with traditional PVC production
- ISCC Plus Certification
- No impact on sound quality.




METALLIC PICTURE DISCS

12" Picture Discs can now be customized with metallic slicks.

Slicks can be printed with white ink underbase.

NEW NUGGET EFFECT COLORS

Nugget Effect vinyl now available in Copper, Silver as well as Gold!



NEW EXCLUSIVE EFFECTS IN TESTING

We're trying out some new mixes!

Contact your sales rep to explore color options. If you have an idea for a new color effect, send it along and we will look into!





STANDARD BLACK



COLOR




SPLATTER



A SIDE / B SIDE



A SIDE / B SIDE (3 COLOR)



BUTTERFLY



CLOUDY



COLOR IN COLOR



3 COLOR IN COLOR



CORNETTO




TRADITIONAL ECO MIX



COLOR SPECIFIC ECO MIX



GALAXY




GLITTER




GLOW IN THE DARK




HALF / HALF



BLENDING



INSOMNIA




MARBLE



MB BLENDS



MD BLENDS



MOON PHASE



NUGGET



QUAD



SPINNER



3 COLOR SEGMENT



3 COLOR STRIPED



TRIPLE BUTTON



TWISTER



PICTURE DISC



SHAPED PICTURE DISC



SHAPED DISC



SILK SCREENED VINYL



ETCHED VINYL



UV PRINTED DISC



FLEXI DISC

A TO Z OFFERS A VARIETY OF COLOR VINYL AND EFFECTS.
YOU CAN MIX AND MATCH COLOR COMBINATIONS TO CREATE A UNIQUE LOOKING RECORD.



* PREMIUM VINYL COLOR, additional costs will apply.

PLEASE NOTE: PMS COLORS ARE A CLOSE APPROXIMATION AND FINAL RESULTS MAY VARY. Vinyl PMS colors will not match printed part PMS colors exactly.



P12 - BASE
5, P7 - SPLATTERS



P6 - BASE
P16, BLACK - SPLATTERS



P15 - BASE
P8, 4, P12 - SPLATTERS



P15 - BASE
3, 2, 5 - SPLATTERS



P9 - BASE
P3 - SPLATTERS



10 - BASE
3, 4 - SPLATTERS

There is limit of **7** colors to be used with one Splatter effect. Splatter can be applied to many other vinyl effects. You cannot use splatters with many of the effects: Picture Disc, Galaxy, Quad, Twister, Marble, Golden Nugget.

PLEASE NOTE: Splatter is completely random – every record will look different.
Splatter is not available on Heavyweight 7"

TIPS:

- If you want a stronger contrast between the base and splatter color, we recommend choosing the base color from our transparent color range and the splatter color from our solid color range.
- Transparent splatter colors are nice, but not when selecting a solid base color (they will usually disappear when being pressed).
- There are an endless amount of base color and splatter color combinations – so go wild and choose something that suits your record or cover artwork best!



P1 / P3



P2 / P16



P2 / 3



P3 / 12



P17 / P20

The A side/B side effect can be made from a combination of **2** or **3** colors.
The result is completely random on both sides of the record.
We recommend choosing high contrasting colors for maximum effect.
Opaque colors are recommended for this effect.




P14 / 2 / P11



1 / 5 / 3



4 / BLACK / 1



The A side/B side effect can be made from a combination of **2** or **3** colors.
The result is completely random on both sides of the record.
We recommend choosing high contrasting colors for maximum effect.
Opaque colors are recommended for this effect.



14 / 1 - BASE
P20, P13, P19 - SPLATTER



P15 / P13



P1 / P19 - BASE
P20, 1 - SPLATTER



P3 / P8 - BASE
P3 - SPLATTER



14 / 11

For the Butterfly effect, choose a light transparent base color, a contrasting secondary color (transparent or solid), and an optional third splatter color.

PLEASE NOTE: Splatter will only be applied to the secondary color, with a maximum of 3 colors.



P15 / P18



P15 / P10



14 / 11



P15 / 12



P15 / 9

The cloudy effect is achieved by using an ultra clear P15 base, and a transparent color of your choice.



9 - BASE
4 - CENTER



11 - BASE
BLACK - CENTER



P2 - BASE
8 - CENTER



P6 - BASE
1 - CENTER



P12 - BASE
3 - CENTER



P15 - BASE
N5 - CENTER

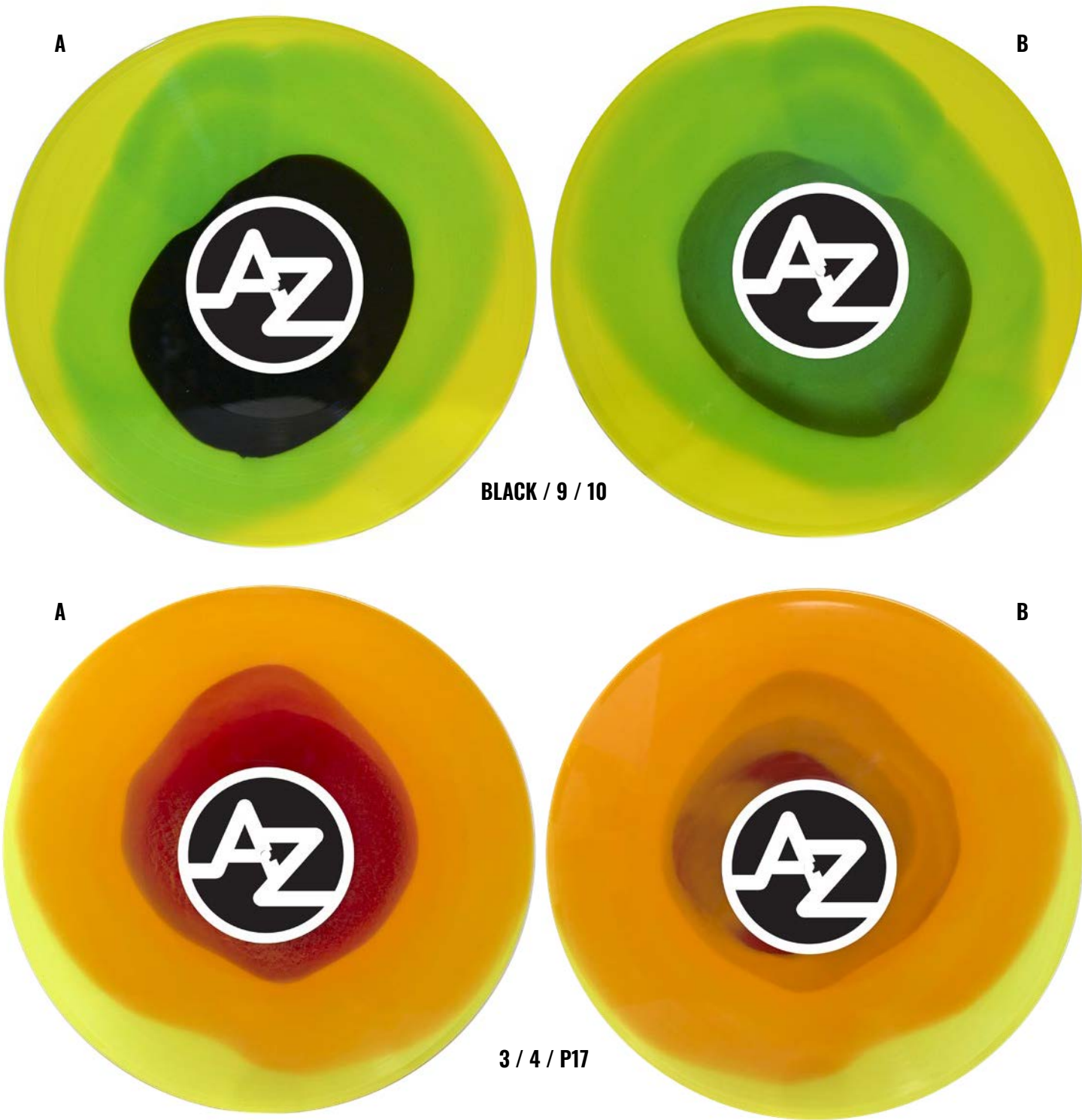
Color in Color vinyl is made by pressing one color inside of another.

This can also be made with **3** colors for a 'Color in Color in Color' effect.

PLEASE NOTE: The final effect depends completely on the colors you choose, we cannot guarantee that the smaller center color will always be visible on both sides of the record.

TIPS:

- For the best possible results choose highly contrasting colors.
- A transparent base color with an opaque center color is recommended.
- The 3rd color is typically only visible on 1 side if used.



Color in Color vinyl is made by pressing one color inside of another.

This can also be made with **3** colors for a 'Color in Color in Color' effect.

PLEASE NOTE: The final effect depends completely on the colors you choose, we cannot guarantee that the smaller center color will always be visible on both sides of the record.

TIPS:

- For the best possible results choose highly contrasting colors.
- A transparent base color with an opaque center color is recommended.
- The 3rd color is typically only visible on 1 side if used.



4 SPOKES
P6 / BLACK



5 SPOKES
14 / 9



6 SPOKES
5 / 1



6 SPOKES
8 / 4



6 SPOKES
14 / P7



6 SPOKES
4 / P19
N2 - SPLATTER

There can be **3, 4, 5** or **6** spokes used with the Cornetto effect.
These can be made from a combination of both transparent and solid colors with a maximum of 2 colors.



COLOR/EFFECT WILL BE RANDOM



Eco Mix is a completely random color made from leftover pressings.

You will not know which color or effect your record will have.

While there is some variation between each record, the color is mostly consistent throughout a single pressing.



BLACK, CHERRY
(RED)



LAGUNA
(BLUE)



JADE
(GREEN)



CITRUS
(YELLOW-ORANGE)



LAVENDER
(PURPLE-PINK)



GRAPHITE
(GRAY)



BLACK
(ECO-BLACK)

Eco Mix - Recycled Compound Records with focused colors

Records will be made with a high percentage or completely from compound previously used to press records. Final color will depend on the availability of recycled compound at the time of production. If you would like a 100% recycled only record please note this - lead times vary based on availability of the requested color. The recycled compound is derived from QC rejections and flash from prior pressing.

*** ECO certification: The manufacturer will able to provide declaration of the ECO nature of the product.**

Sound quality for colors is similar / same as a traditional 1 color record.

Colors will be marble and random but focused on the color group selected and the available colors at the time of manufacturing.

We cannot guarantee the final appearance of the Eco Color records. The Colors may also shift during the course of a run depending on the size and availability of the requested compound.



3 / P15



P5 / P8



3 COLOR
P19 / BLACK / P8



P16 / 13

The Galaxy effect can be made from a combination of 2 colors and results in a completely random effect.
PLEASE NOTE: Using 2 transparent colors is not recommended as the effect will not be visible.



9 (EMERALD GREEN)



10 (YELLOW)



11 (RUBY RED)



12 (GRAPE PURPLE)



13 (COBALT BLUE)



14 (CLOUDY CLEAR)



P1 (SEAWEED GREEN)



P2 (SEA BLUE)



P6 (ICE BLUE)



P9 (COKE BOTTLE CLEAR)



P10 (ORANGE CRUSH)



P15 (ULTRA CLEAR)



P17 (HIGHLIGHTER YELLOW)



P25 (VIOLET)



P26 (BLACK ICE)

Glitter can be added to any transparent vinyl color. This effect will not work well with opaque colors. It is also possible to use glitter with multi color effects. Please confirm any glitter color mix options with your sales rep.



Glow in the Dark records are made using transparent clear vinyl.
The result is a milky clear color in the daylight, and a neon green glow at night.
Sound quality is affected when using this effect.



1 / 5



9 / 7



3 / 1



9 / 10



P16 / P12
1 - SPLATTERS



P17 / P2

The Half / Half effect can be made from any combination of transparent and solid colors.
The record is pressed as two vinyl biscuits laid side by side.



Blending is an automatic version of the Half / Half effect.



14 - BASE
P3 - MARBLE
BLACK - SPLATTERS



11 - BASE
BLACK - MARBLE
P7 - SPLATTERS



2 - BASE
BLACK - MARBLE
P19 - SPLATTERS



13 - BASE
BLACK - MARBLE
P19 - SPLATTERS

Marble with Splatter
Works for 10" as well



13 / P18



P5 / BLACK



P15 / BLACK



P15 / 3

The Marble effect consists of a base color with the addition of **2** or **3** other colors.
The higher the contrast between the base color and the supplementary colors, the more visible the effect becomes.



MB BLENDS

Available in:
Automatic Pressing

12"



AZ AtoZmedia
212-260-0237 | atozmedia.com



MB01 | SKY
1 / 13 / P25



MB01 | HARDWOOD
6 / 10 / BLACK



MB09 | SERENITY
P15 / 1 / 13



MB12 | EGGDROP
P15 / P21



MB13 | FOG
P15 / 1



MB15 | DREAMSICLE
1 / 4



MB16 | SANGRIA
1 / 4 / 3



MB18 | CANDY FLEECE
1 / P22 / P25



MB32 | GHOST
P15 / 1 / BLACK



MB36 | MINERAL
P26 / P15 / 1



MB39 | BUBBLEGUM
P15 / P12 / P22



MB45 | SURGE
P6 / P21



MB48 | YELLOW JACKET
P21 / BLACK



MB49 | POLTERGEIST
P3 / BLACK



MB55 | NEW TWILIGHT
P7 / P11 / BLACK



MB56 | RED VELVET
P11 / 11 / BLACK



MB57 | TRANS-VIOLET
P15 / 12

MB Blends are pre-defined color recipes.



MD BLENDS

Available in:
Automatic Pressing

12"



AZ A to Z media
212-260-0237 | atozmedia.com



MD05 | GOLDEN PEARL



MD06 | BLOODSHOT



MD19 | OMELETTE



MD20 | SALT N PEPPA



MD21 | RED SLUSHIE



MD22 | FUN DIP



MD24 | KOI POND



MD25 | AMERICA



MD26 | SUNSPOT



MD27 | SOLAR FLARE



MD28 | BUG PUNCH



MD30 | BLEACH



MD33 | ICEBERG



MD34 | COBWEB



MD37 | AMETHYST



MD38 | SAPPHIRE



MD40 | JADE



MD41 | CITRINE



MD42 | SWAMP THING



MD43 | GARNET



MD44 | ZOMBIE BRAIN



MD46 | PLUTONIUM



MD47 | CHESHIRE



MD50 | ONYX



MD51 | INK & PAINT



MD52 | LAVENDER



MD53 | GLASS OF PORT



MD54 | SUN DROP

MD Blends are pre-defined recipes for the marble effect.

PLEASE NOTE: Lead time varies based on color availability and will be confirmed during production.



MD BLENDS (CONT.)

Available in:
Automatic Pressing

12"



AZ A to Z media
212-260-0237 | atozmedia.com



MD58 | MARDI GRAS



MD59 | PEPPERMINT



MD60 | SAKURA



MD61 | AMBER



MD62 | JOKER



MD63 | FLAMINGO



MD64 | ALGAE



MD65 | HAPPY MEAL



MD66 | ERUPTION



MD67 | YULETIDE



MD68 | MARTIAN



MD69 | LEMON PEPPER



MD70 | WILD BERRIES



MD71 | ORIOLE



MD72 | TIDE PODS



MD73 | SWEETART



MD74 | CANDYLAND



MD75 | THE HULK



MD76 | TROPICAL SUNSET



MD77 | FAT TUESDAY



MD78 | BLACK WIDOW



MD79 | CANDY CORN



MD80 | KINTSUGI

MD Blends are pre-defined recipes for the marble effect.
PLEASE NOTE: Lead time varies based on color availability and will be confirmed during production.



13 / 1



13 / 1 - BASE
13 - SPLATTER



13 / 1 - BASE
13, BLACK - SPLATTER



N1 / 1 - COLOR
N2 - SPLATTER



P2 / P18 - COLOR
P19, 8 - SPLATTER

For the Moon Phase effect, choose a light transparent base color and contrasting second color (transparent or solid).



GOLD NUGGET



SILVER NUGGET



COPPER NUGGET

*LEAD TIMES VARY AND ARE CONFIRMED ON A PROJECT BASIS



BLACK / WHITE



BLACK / P8

The Quad effect is composed of 4 segments with **2** or **3** different colors.
In case of 3 colors, please specify which color will be used twice.



10 / P10



14 / 13 - BASE
1, 14 - SPLATTER



For the Spinner effect, choose a light transparent base color and contrasting secondary color (transparent or solid).
Splatters can be applied to the secondary color only.
PLEASE NOTE: the color of the three thin triangles is the base color.



2 / BLACK / 1

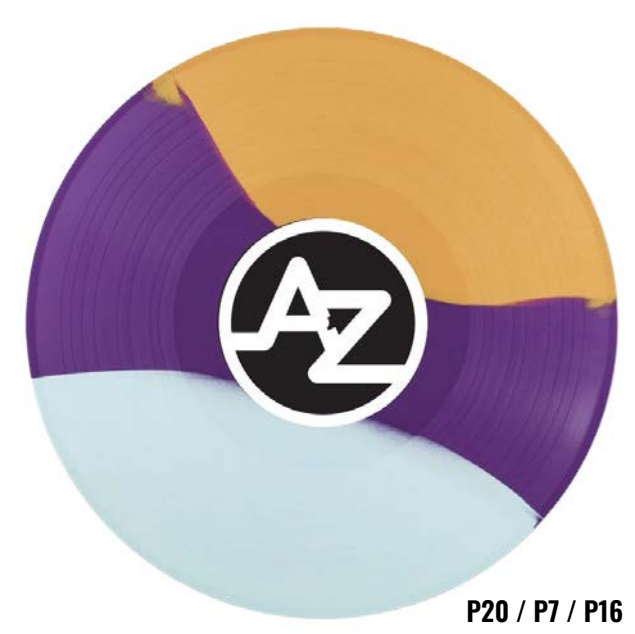


1 / 3 / 13



4 / 7 / 3

The 3 Color Segment effect can be made with a combination of any solid or transparent color.
Each colored segment is approximately 120°.



The 3 Color Striped effect can be made with a combination of any solid or transparent color.



14 / P12



11 / BLACK



3 / BLACK

For the Triple Button effect choose a light transparent base color and contrasting second color (transparent or solid).



P2 / P3 / 1



P5 / 6 / P13



1 / 4



11 / BLACK / 1



P13 / BLACK / 1

The Twister effect is composed of 4 segments, using **2** or **3** different colors.
PLEASE NOTE: You must define order of colors if choosing **3** color Twister.



***NEW* METALLIC PRINTED SLICK AVAILABLE
CAN BE PRINTED WITH OR WITHOUT WHITE INK UNDERBASE**



***AVAILABLE IN 12" ONLY, LEAD TIMES VARY.**

Picture discs are vinyl records which have a printed label on both sides.

The grooves are pressed into a plastic foil that covers the surface of the record.

Picture discs can be cut into simple or complex shapes.

*There is a slight shifting between the two labels on each side of the record that is visible from the other side, using an opaque color for the core can hide this but it will also shift slightly against the cut edge and the printed edge in production, the tolerance of this shift is 5mm.



Picture discs are vinyl records which have a printed label on both sides.

The grooves are pressed into a plastic foil that covers the surface of the record.

Picture discs can be cut into simple or complex shapes.

*There is a slight shifting between the two labels on each side of the record that is visible from the other side, using an opaque color for the core can hide this but it will also shift slightly against the cut edge and the printed edge in production, the tolerance of this shift is 5mm.



There are two categories of shaped vinyl – **Simple** and **Complex**.
Simple shapes include squares, rectangles, ovals, triangles and basic polygons.
Complex shapes are custom, limited only to the scope of your creativity.

PLEASE NOTE: Deeper cuts reduce the playable area – please check your design with A to Z in order to confirm production possibilities.

STANDARD SCREEN PRINT



RASTERIZED PHOTO PRINT



WHITE INK ON BLACK VINYL

BLACK INK ON WHITE VINYL



Any solid or transparent colored vinyl can be silk screened.

PLEASE NOTE: Artwork must be supplied as solid 1 color vector or bitmap art - gradients and Pantone scale color cannot be printed.

*Full sized or mini LP labels (33mm) are required on both sides of the record, including the printed side.



An etching can be placed onto a blank side or blank area of your record.
Usually, there are no grooves containing music/sound on the etched side of the record.



We can now print on vinyl with exceptional quality using new technology.

We print in CMYK (on the side without grooves) and either with, or without, the white background to achieve the best result.

Flexi Base Colors



F1 - CLEAR
(TRANSPARENT)
NO PMS REFERENCE




F2 - BLACK
(OPAQUE)
NO PMS REFERENCE




F7 - WHITE
(OPAQUE)
NO PMS REFERENCE




F6 - RED
(TRANSPARENT)
PMS Red 032 C



F8 - BLUE
(TRANSPARENT)
PMS Process Blue C



F3 - YELLOW
(TRANSPARENT)
PMS Yellow C



F4 - ORANGE
(TRANSPARENT)
PMS Orange 021 C




F5 - GREEN
(TRANSPARENT)
PMS Hexachrome Green C

Flexi Foil Standard Pigment Colors



FLEXI FOIL GOLD & SILVER COLORS

MORE SILVER, GOLD, AND METALLIZED COLORS AVAILABLE UPON REQUEST.
COLORS & PMS NUMBERS ARE FOR REFERENCE AND DISPLAY PURPOSES ONLY.



* THESE COLORS
ADD +1 WEEK
TO THE TURN TIME



PINK 6300
ORANGE 7400
WHITE 2000
SILVER 440
PURPLE 6750
GREEN 5000



Flexi discs and Flexi postcards are media carriers based on the same principle as a vinyl record.

The material used for the production of Flexi discs is a PVC foil, and Flexi postcards are made of printed cardboard.

All flexi discs and postcards have a higher surface noise and they do not possess the same audio quality as standard vinyl records.



Other finishes are available, please discuss specific requests with your A to Z Sales representative.

PLEASE NOTE: You are viewing digital photos/a simulation of the appearance. Varnish may look different on monitor than on the final printed product. If this is a concern, please contact us regarding physical varnish samples.